

# **CANNOCK CHASE DISTRICT COUNCIL**



## **THE ENVIRONMENTAL PERMITTING (ENGLAND AND WALES) REGULATIONS 2010**

**Permit to Operate the Unloading of Petrol into Storage from Mobile  
Containers & Motor Refuelling Activities at a Service Station under  
Section 1.2 Part B (d) (e)**

**PERMIT REFERENCE:  
Ref: 1.2 Part B (d) (e) EPR 04/14**

**Tesco Stores Limited  
Heath Hayes District Centre  
Hawkes Green  
Cannock  
Staffordshire  
WS12 3YY**

## Regulator Contact Details

Cannock Chase District Council  
Environmental Health  
Civic Centre  
PO Box 28  
Beecroft Road  
Cannock  
WS11 1BG

Tel: 01543 462621

Fax: 01543 462317

E-mail: [environmentalhealth@cannockchasedc.gov.uk](mailto:environmentalhealth@cannockchasedc.gov.uk)

**This introductory note does not form a part of the Permit**

The following Permit is granted under Regulation 13 of the Environmental Permitting (England and Wales) Regulations 2010 (S.I.2010/675) ("the EP Regulations") to operate an installation carrying out one or more of the activities listed in Part B to Schedule 1 of those Regulations, to the extent authorised by the Permit.

The Permit includes conditions that have to be complied with.

Techniques include both the technology used and the way in which the installation is designed, built, maintained, operated and decommissioned.

**Brief description of the installation regulated by this permit**

Tesco Stores Limited, Heath Hayes District Centre, Hawkes Green, Cannock, Staffordshire is permitted to operate an installation unloading of petrol into stationary storage tanks at the service

### **Contacting the Regulator**

This Permit has been issued by Cannock Chase District Council as the Regulator for this installation and the address above (Pg 2) is the Principle contact address for all matters relating to the Permit.

### **Confidentiality**

The Permit requires the Operator to provide information to Cannock Chase District Council. The Council will place the information onto the public registers in accordance with the requirements of the EP Regulations. If the Operator considers that any information provided is commercially confidential, it may apply to Cannock Chase District Council to have such information withheld from the register as provided in the EP Regulations. To enable Cannock Chase District Council to determine whether the information is commercially confidential, the Operator should clearly identify the information in question and should specify clear and precise reasons.

### **Variations to the permit**

Your Attention is drawn to the Variation Notification Procedure condition in the permit. This Permit may be varied in the future. If at any time the activity or any aspect of the activity regulated by the following conditions changes such that the conditions no longer reflect the activity and require alteration, the Regulator should be contacted.

### **Revocation of the permit**

Where an Operator intends to cease the operation of an installation (in whole or in part) the regulator should be informed in writing, The Regulator may revoke a permit in whole or in part, and may require the operator to take steps-

- to avoid a pollution risk resulting from the operation of the regulated facility; or
- to return the site to a satisfactory state, having regard to the state of the site before the facility was put into operation.

### **Transfer of the permit or part of the permit**

Before the Permit can be wholly or partially transferred to another person, a joint application to transfer the Permit has to be made by both the existing and proposed holders, in accordance with Regulation 21 of the EP Regulations. A transfer will be allowed unless the Authority considers that the proposed holder will not be the person who will have control over the operation of the installation or will not ensure compliance with the conditions of the transferred Permit.

### **Responsibility under workplace health and safety legislation**

This Permit is given in relation to the requirements of the EP Regulations. It must not be taken to replace any responsibilities you may have under Workplace Health and Safety legislation.

### **Appeal against permit conditions**

Anyone who is aggrieved by the conditions attached to a Permit can appeal to the Appropriate Authority, (Secretary of State for the Environment, Food and Rural Affairs, in England and the Welsh Ministers in Wales) Appeals must be made in accordance with the requirements of Regulation 31 and Schedule 6 of the EP Regulations.

Appeals should be received by the Secretary of State for Environment, Food and Rural Affairs or the Welsh Ministers at the following addresses:

The Planning Inspectorate  
Environment Team, Major and Specialist  
Casework  
Room 4/04 Kite Wing  
Temple Quay House  
2 The Square  
Temple Quay  
Bristol BS1 6PN

Or for appeals in Wales:  
  
The Planning Inspectorate  
Crown Buildings  
Cathays Park  
CARDIFF  
CF10 3NQ

### **Please Note**

An appeal brought under Regulation 31 (1) (b) and Schedule 6, in relation to the conditions in a permit will not suspend the effect of the conditions appealed against; the conditions must still be complied with.

In determining an appeal against one or more conditions, the Act allows the Secretary of State in addition to quash any of the other conditions not subject to the appeal and to direct the local authority either to vary any of these other conditions or to add new conditions.

**End of Introductory Notes**

**Permit**

**Permit Number: 1.2 Part B (d) (e) EPR 04/14**

Cannock Chase District Council (the Regulator) in exercise of its powers under Regulation 13 of the Environmental Permitting (England and Wales) Regulations 2010 (S.I.2010/675) hereby permits

("the operator"), **Tesco Stores Limited**

Whose registered offices are:


**Tesco House  
Delamare Road  
Cheshunt  
Hertfordshire  
AL7 1AB**

To operate an installation at:

**Tesco Stores Limited  
Heath Hayes District Centre  
Hawkes Green  
Cannock  
Staffordshire  
WS12 3YY**

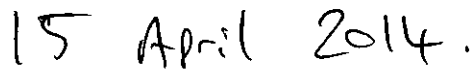
to the extent authorised by and subject to the conditions of this Permit.

Signed



Head of Environmental Health  
The Proper Officer Designated to sign on behalf of the Council.  
**Cannock Chase District Council**

Dated



## INSTALLATION DESCRIPTION

Tesco Stores Limited, Heath Hayes District Centre, Hawkes Green, Cannock, Staffordshire, WS12 3YY is permitted to operate an installation for the unloading of petrol into stationary storage tanks and filling of vehicle petrol tanks at the service station above subject to compliance with the following conditions. The service station has 6 storage tanks 4 of which store petrol and 24 nozzles dispensing petrol.

## CONDITIONS

1. Vapours displaced by the delivery of petrol into storage installations at service stations shall be returned through a vapour tight connection line to the mobile container delivering the petrol. Unloading operations may not take place unless the arrangements are in place and properly functioning, subject to conditions 3, 4 and 5.
2. The operator shall implement the schedule of preventative maintenance as referred to and agreed by the regulator and detailed in appendix 1 of this Permit. Documentary material in relation to said maintenance should be retained and made available for inspection to the regulator as required by condition 32.
3. All reasonably practicable steps shall be taken to prevent uncontrolled leaks of vapour from vents, pipes and connectors from occurring. The regulator shall be advised without delay of the circumstances of such a vapour leak if there is likely to be an effect on the local community, and in all cases such a vapour leak should be recorded in the log book required under condition 32.

In this condition and in condition 4, a vapour leak means any leak of vapour excepting those which occur through the vent mentioned in condition 11 during potentially hazardous pressurisation.

4. The operator shall advise the regulator of the corrective measures to be taken and the timescales over which they will be implemented in the event of a vapour leak described in condition 3.
5. Instances of vapour lock shall be recorded in the log book and, under the circumstances detailed in condition 3, be advised to the regulator.
6. The procedures in conditions 2 to 5 inclusive shall be reviewed in light of any modifications which occur to the facilities. The regulator shall be advised of any proposed alterations in operating procedures.
7. The vapour collection systems shall be of a size and design, as approved by the regulator, to minimise vapour emissions during the maximum petrol and vapour flow in accordance with conditions 1 and 8 (i.e. when most tank compartments are being simultaneously discharged).
8. The number of tanker compartments being discharged simultaneously shall not exceed two, excluding the diesel compartment(s).

9. The connection points on the tank filling pipes and vapour return pipe shall be fitted with secure seals to reduce vapour leaks when not in active use. If apertures are provided on storage tanks for the use of a dipstick, these shall be securely sealed when not in active use
10. The fittings for delivery and vapour return pipes shall be different to prevent misconnection.
11. Petrol storage tank vent pipes shall be fitted with a pressure vacuum relief valve to minimise vapour loss during unloading and storage of petrol. The pressure vacuum relief valve shall be sized and weighted to prevent vapour loss, except when the storage tanks are subject to potentially hazardous pressurisation.
12. When connecting hoses prior to delivery, the vapour return hose shall be connected before any delivery hose. The vapour return hose shall be connected by the road tanker end first, and then at the storage tank end.
13. Adjacent to each vapour return connection point for the storage tank, there shall be a clearly legible and durable notice instructing "connect vapour return line before off-loading" or similar wording. The sign shall also refer to the maximum number of tanker compartments which may be unloaded simultaneously in accordance with condition 8.
14. If dip testing of storage tanks or road tanker compartments is performed before delivery, the dip openings shall be securely sealed prior to the delivery taking place.
15. Road tanker compartment dip testing shall not be performed whilst the vapour hose is connected.
16. A competent person shall remain near the tanker and keep a constant watch on hoses and connections during unloading.
17. All road tanker compartment vent and discharge valves shall be closed on completion of the delivery.
18. On completion of unloading the vapour hose shall not be disconnected until the delivery hose has been discharged and disconnected. The delivery hose shall be disconnected at the road tanker end first.
19. All connection points shall be securely sealed after delivery.
20. If the storage tanks or road tanker compartments are dipped after delivery, the dip openings shall be securely sealed after dip testing.
21. Manhole entry points to storage tanks shall be kept securely sealed except when maintenance and testing are being carried out which require entry to the tank.
22. *Petrol delivery* and vapour return lines shall be tested in accordance with the schedule of preventative maintenance as referred to in condition 2 or such other schedule as may be agreed by the regulator.



23. Pressure vacuum relief valves on petrol storage tank vents shall be checked for correct functioning, including extraneous matter, seating and corrosion at least once every three years.
24. Vapours displaced by the filling of petrol into vehicle petrol tanks at service stations shall be recovered through the use dispensers consisting of Elaflex ZVA 200 GR/ Elaflex ZVA Slimline 2 GR Nozzles, Elaflex Conti Slimline 21/8 Coax Hose, Burkert 6022/2832 Control Valve & MEX 0831-10 MEX 0831-11, MEX 0544 vapour recovery pumps. Filling of vehicle petrol tanks shall not take place unless such a system is in place and fully functioning.
25. The vapour recovery system referred to in condition 24 shall be certified by the manufacturer to have a hydrocarbon capture efficiency of not less than 85%. Equipment use shall be approved for use under the regulatory regimes of at least one European Union or European Free Trade Association country.
26. The vapour recovery equipment referred to in Condition 24 shall be designed, installed and tested in accordance with the relevant British, European and international standards or national methods in place at the time that the equipment was installed.
27. The installation has in place an automatic monitoring system in accordance with condition 29.
28. Petrol delivery and vapour recovery systems for vehicle petrol tanks shall be tested in accordance with the manufacturer's specifications prior to commissioning and for:
- Vapour containment integrity at least once every three years, and always following substantial changes or significant events that lead to the removal or replacement of any of the components required to ensure the integrity of the containment system.
  - Effectiveness of the vapour recovery system at least once every year.

This shall be undertaken by measuring the ratio of the volume of vapour recovered to liquid petrol dispensed i.e. vapour/petrol (V/P) ratio. The V/P ratio shall be at least 95% and, where the vapours are recovered into the fuel storage tank, not greater than 105% to avoid excessive pressure build up and consequent release through the pressure relief valves. The V/P ratio shall be determined by simulating the dispensing of petrol using measuring equipment approved for use in any European Union or European Free Trade Association country. The method to be used shall involve measuring the volume of air recovered with fuel flow simulated at the dispenser and read electronically using the approved measuring equipment. This provides the ratio of air recovered to liquid dispensed (air/liquid ratio) which should then be corrected to provide the V/P ratio using an appropriate factor to account for the difference in viscosity between petrol vapour and air ('k-factor').

29. The automatic monitoring system referred to in condition 27 shall:
- Automatically detect faults in the proper functioning of the petrol vapour recovery system including the automatic monitoring system itself and indicate faults to the operator. A fault shall be deemed to be present where continuous monitoring during filling of vehicle petrol tanks indicates that the V/P ratio (condition 28) averaged over the duration of filling has fallen below 85% or has exceeded 115% for ten consecutive filling operations. This only applies to filling operations of at least 20 seconds duration and where the rate of petrol dispensed reaches at least 25 litres per minute.

- Automatically cut off the flow of fuel on the faulty delivery system if the fault is not rectified within 1 week.
  - Be approved for use under the regulatory regime of at least one European Union or European Free Trade Association country.
30. The operator shall also undertake a weekly check to verify functionality of the system for recovery of vapours during filling of vehicle petrol tanks, including:
- A test of functionality of the vapour recovery system using appropriate equipment;
  - An inspection for torn, flattened or kinked hoses and damaged seals on vapour return lines;
31. Operators shall be notified without delay if the results from any monitoring or tests mentioned in Conditions 27 & 28 identifies adverse results, vapour recovery equipment failure or leaks if there is likely to be an effect on the local community, The operator should advise the regulator of the corrective measures to be taken and the timescales over which they will be implemented.
32. Effective preventative maintenance shall be employed on all aspects of the installation including all plant, buildings and the equipment concerned with the control of emissions to air. Preventative maintenance for all vapour recovery systems shall be carried out in accordance with the manufacturer's instructions.
33. Spares and consumables needed shall be held on site, or should be available at short notice from guaranteed suppliers, so that plant breakdowns can be rectified rapidly.
34. The operator shall maintain a log book at the authorised premises incorporating details of all maintenance, examination and testing, inventory checking, installation and repair work carried out, along with details of training given to operating staff at the service station.

The log book shall also detail any suspected vapour leak together with action taken to deal with any leak, in accordance with Conditions 3, 4 and 5.

The operator shall record in the log book details of all maintenance; examination and testing; installation and repair work carried out on equipment for recovery of vapours during filling of vehicle petrol tanks. The operator shall also hold at the premises the certificate referred to in Condition 25 and the results of testing undertaken in accordance with Condition 27.

35. Venting of the petrol vapour shall be through the vent pipes marked on the attached plan reference. Vent pipes should normally discharge not less than 3 metres above the grounds, nor within 3 metres of any opening windows or ventilation air inlets.

36. Training



All service station operators must follow the procedures for safe operation for petrol unloading operations laid down in petroleum licence conditions and in the Carriage of Dangerous Goods by Road Regulations 1996, SI 2095.

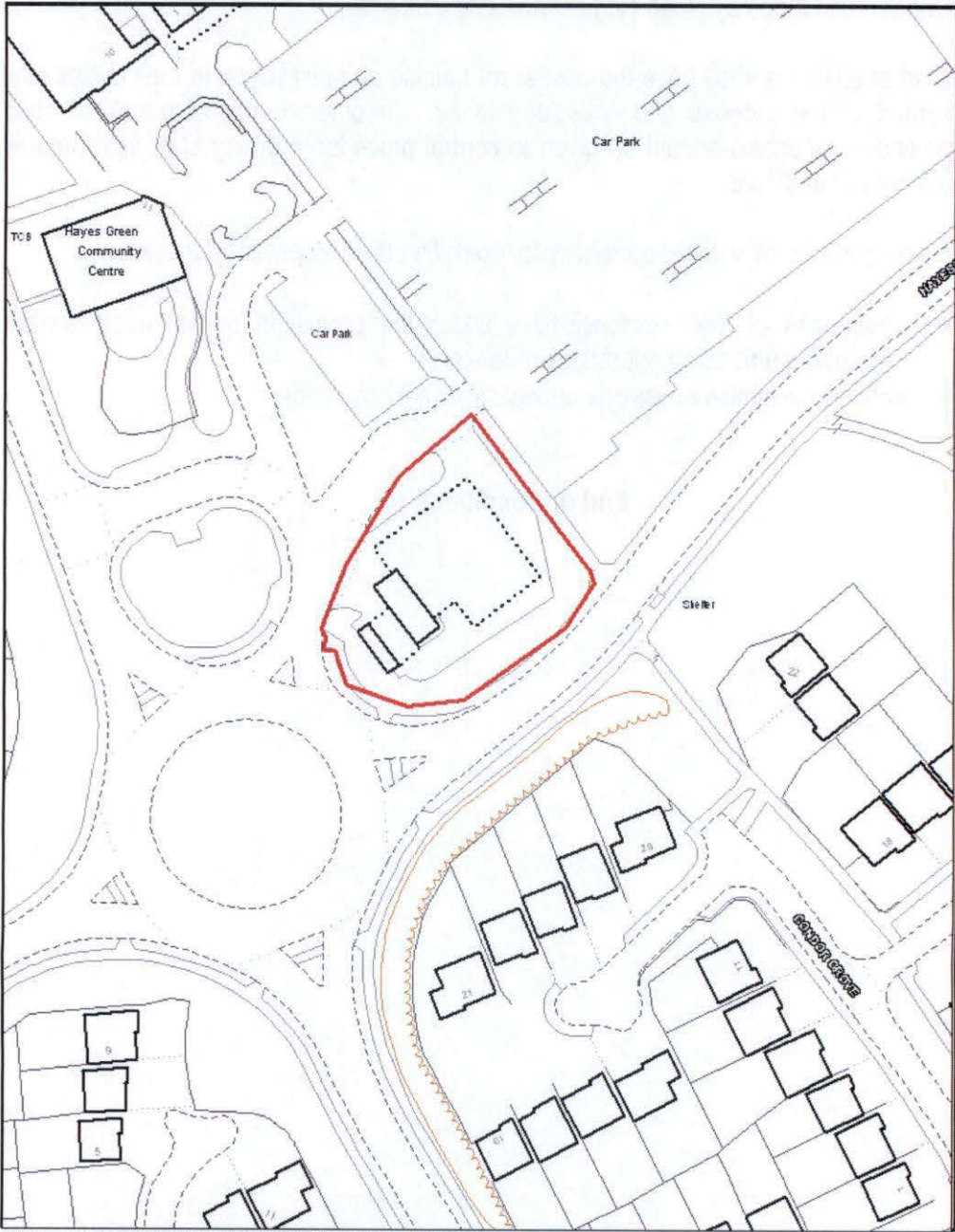
Staff at all levels shall have the necessary training and instruction in their duties relating to control of the process and emissions to air. In order to minimise risk of emissions, particular emphasis should be given to control procedures during start up, shutdown and abnormal conditions.

Training of all staff with responsibility for operating the process shall include:-

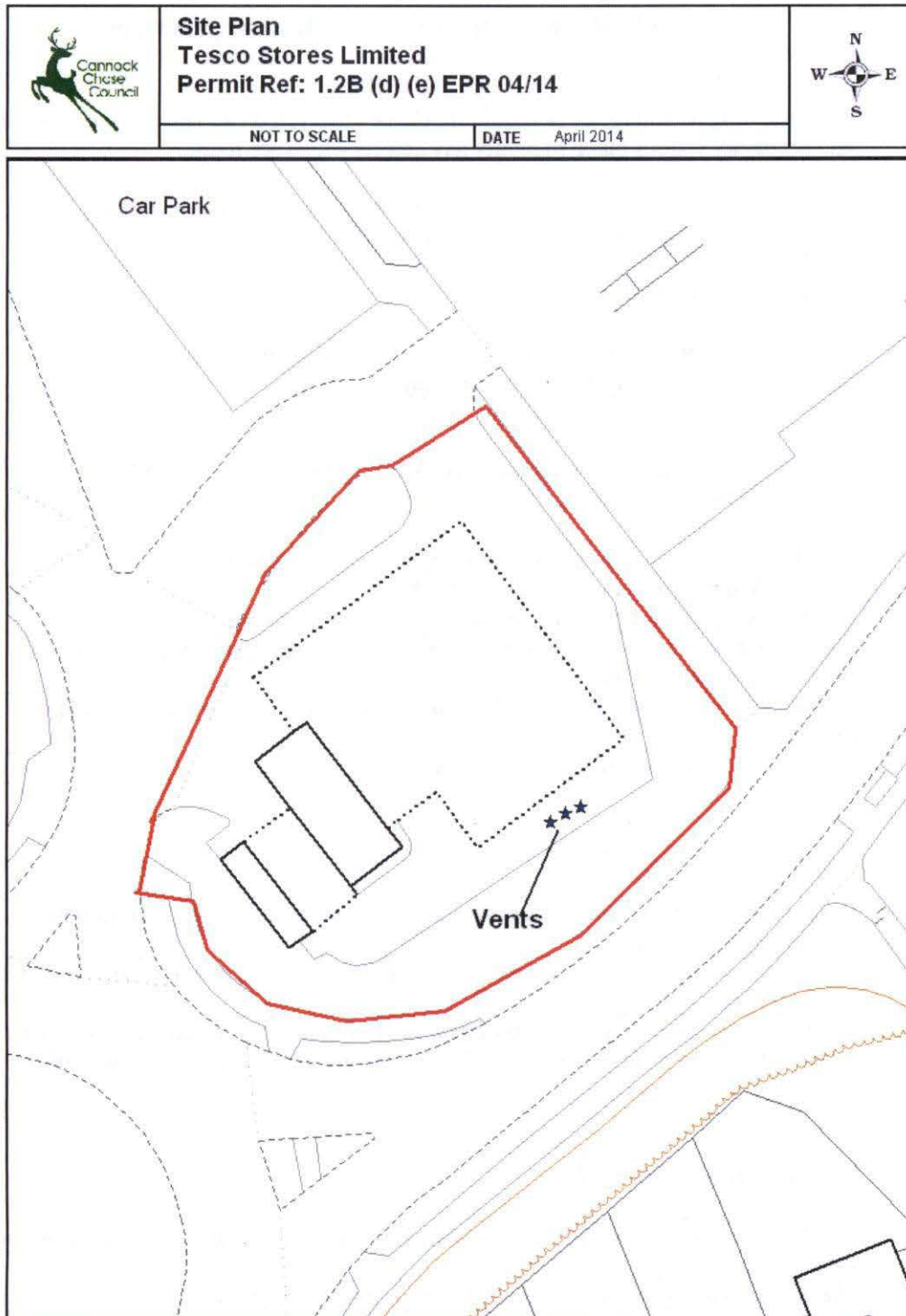
- awareness of their responsibilities under the permit; in particular supervising and performing unloading operations of tankers
- action to minimise emissions during abnormal conditions.

**End of Conditions**

	<b>Installation Boundary</b> <b>Tesco Stores Limited</b> <b>Permit Ref: 1.2B (d) (e) EPR 04/14</b>	
	NOT TO SCALE	



© Crown copyright and database rights [2013] Ordnance Survey [100019754]  
You are not permitted to copy, sub-license, distribute or sell any of this data to third parties in any form.



© Crown copyright and database rights [2013] Ordnance Survey [100019754]  
You are not permitted to copy, sub-license, distribute or sell any of this data to third parties in any form.

## Appendix 1

### Schedule of Preventative Maintenance For PFS Stage 1b and 2 Vapour Recovery Systems

The following Maintenance Schedule should be observed on all petrol filling stations and necessary actions taken to rectify any defects which are found.

This schedule should be retained within the site register and be available for inspection by the Local Authority Environmental Health Officer.

#### Daily Checks (PFS Staff)

<i>Visual inspection to check for damage or leaks on dispensers or hoses</i>
<i>Ensure forecourt maintained clean and tidy</i>

Checks During Tanker Unloading Operations (this is the responsibility of the driver if the delivery is unattended)

<i>Check seals on fittings in good condition prior to connection</i>
<i>Ensure signage is relevant, clean and legible.</i>
<i>Ensure vapour recovery hose is connected prior to unloading.</i>
<i>Carry out a visual check for leaks on connections, hoses and vapour recovery system during offloading.</i>
<i>Ensure all connections are securely sealed at the completion of the offloading process.</i>
<i>Ensure any manhole covers are replaced securely</i>

#### Weekly Checks (PFS Staff)

<i>Ensure that dispensers and hoses are secure and damage free, with no sign of vapour or liquid release.</i>
<i>Carry out a visual inspection of the vapour recovery system, checking that the valve is not leaking.</i>
<i>Check that the stage 2 system is functioning by reference to the till icon, the lights in the pump head or by means of a whistle test for Clean Air sites. Record results in the Safe &amp; Legal book.</i>

#### Monthly checks (PFS Staff)

<i>Check that all signage to fill points and vapour recovery points is secure, clean and legible.</i>
<i>Check manhole covers are secure if fill points are below ground.</i>
<i>Ensure that connections and seals are in good working order and show no signs of vapour leaks.</i>
<i>Ensure the availability of the site log book, and that all records of inspection, testing, maintenance, training and any other matters in relation to the PPC Permit are recorded and available for inspection by the regulator.</i>

**Annual check (Contractor)**

***Where Automatic Monitoring is not fitted, check vapour retention efficiency of***

***dispensers and adjust if outside of permitted limits.***

**At least every three years (Contractor)**

***The Stage 1b vapour recovery system will be inspected by an external contractor. A certificate will be issued and must be retained on the site register for inspection by the regulator.***

***Where Automatic Monitoring is fitted to the stage 2 system, check vapour retention efficiency of dispensers and adjust if outside of permitted limits. Ensure that monitoring system is functioning as per design.***

***Where Automatic Monitoring is fitted to the stage 2 system, test for vapour integrity of vapour return pipework and dispensers.***