




working in partnership

# Food Waste Recycling Collection

coming  
soon



Find out more inside

**NEW**

# Food Waste Recycling Collection Service

Collections will start week commencing  
**MONDAY 27 APRIL 2026**

Please start using your kitchen caddy - collections will take place from week commencing Monday 27 April 2026, Cannock Chase Council will be introducing a new weekly food waste recycling collection in line with government requirements.

By separating food waste from your general waste, you can help transform it into renewable energy through anaerobic digestion.

Your **kitchen caddy** will be delivered to your home together with instructions for use.

We will collect your **food waste weekly** on the **same day** as we collect your other waste and recycling.

To help you to recycle your food waste easily we will provide you with:

A roll of **liners** to line the kitchen caddy.



A 140 litre wheeled bin, which we will empty weekly.



A small **kitchen caddy**.



When you need more liners, please email the **Waste Services Team** on [wasteservices@cannockchasedc.gov.uk](mailto:wasteservices@cannockchasedc.gov.uk) or complete an order online at [www.cannockchasedc.gov.uk/foodwaste](http://www.cannockchasedc.gov.uk/foodwaste)

You'll be able to recycle all your food waste

### Food waste



- ✓ Uneaten food & plate scrapings

### Out of date food



- ✓ Mouldy and out of date food

### Fish, meat & bones




- ✓ Raw or cooked, including bones

### Rice, pasta & beans




- ✓ Rice, pasta & beans

### Fruit & vegetables



- ✓ Raw / cooked vegetables, whole fruit & peelings

### Dairy



- ✓ Dairy products, such as eggs, eggshells & cheese

### Tea & coffee grounds



- ✓ Coffee grounds & tea bags

### Bread & pastries



- ✓ Bread, cakes & pastries

**DO NOT** put these materials in your caddy:

- ✗ Any material that is not food waste
- ✗ Liquids such as milk, oil or liquid fat
- ✗ Packaging of any kind

Please recycle ready meals once their packaging has been removed.

## How to use the service

### 1 Collect your food waste

Use the **roll of liners** provided and fill your **kitchen caddy** with all your food waste.

### 2 Tie and empty

When your liner is full, tie it securely.

### 3 Take it to your bin store

Place your tied liner into the **new food waste bins** in your **communal bin store**.



The communal food waste bin will be collected weekly.

### Where does my waste go?

Your food waste will be taken to a local anaerobic digestion plant.



The process produces bio gas which is used to generate heat and electricity for the National Grid and also a bio-fertiliser which is used on local farms.



### Why should I use the new service?

Separating your food waste into your caddy can change your shopping/eating habits and result in cost savings.

The caddy will have a lockable lid, which keeps out pests, keeps in smells and limits the degradation of food.

Food recycling is great for our environment, collected weekly and makes more room in your general waste bin.

# Your Waste & Recycling Service

To help you recycle correctly and reduce unnecessary waste, this section provides a simple reminder of what goes in each of your household bins and bags. By putting the right items in the right container, you help keep our recycling clean, reduce contamination, and ensure materials can be reused or processed efficiently.

Use this guide to check which bin or bag to use for your waste, garden materials, mixed recycling, and paper and card.

## Green Bin - General Waste

### Yes Please

**For all waste that cannot be recycled or composted.**

- ✓ Any items not currently allowed in the **blue bin, blue bag, food caddy or brown bin.**



None of your green bin waste goes to landfill



### DO NOT put these materials in your green bin:

- ✗ Recyclables (plastics, cans, glass, cardboard)
- ✗ Paper and card
- ✗ Garden waste
- ✗ Food waste
- ✗ Hazardous materials

## Brown Bin - Garden Waste

Yes Please



- ✔ Grass cuttings
- ✔ Leaves and twigs
- ✔ Plants, flowers and weeds
- ✔ Hedge trimmings

**DO NOT** put these items in your brown bin:

- ✘ Soil, stones or rubble
- ✘ Food waste
- ✘ Cardboard or paper
- ✘ Plastics
- ✘ General household waste
- ✘ Pet waste

**If unaccepted items are placed in the brown bin, it will not be emptied.**

An annual subscription is required for brown bin collections.  
Visit our website to sign up: [www.cannockchasedc.gov.uk/brownbin](http://www.cannockchasedc.gov.uk/brownbin)

## Blue Bin - Mixed Recycling

Yes Please

For clean, dry recyclable containers. These materials are sorted and reused to make new products.

- ✓ Glass bottles and jars
- ✓ Tins and cans (food & drink)
- ✓ Plastic bottles, tubs and trays (clean margarine tubs, yoghurt pots, etc.)



**DO NOT** put these items in your blue bin:

- ✗ Plastic bags or film
- ✗ Foil trays
- ✗ Batteries or electricals
- ✗ Paper and cardboard (these go in the **blue bag**)
- ✗ Disposable vapes

If unaccepted items are placed in the blue bin, it will not be emptied.

## Blue Bag - Paper & Card

Yes Please

Paper and card must be kept separate from other recycling. Collected at the same time as the blue bin but stored separately on the vehicle.

- ✓ Newspapers and magazines
- ✓ Cardboard packaging
- ✓ Paper bags & sheets of paper
- ✓ Junk mail & leaflets
- ✓ Envelopes



If unaccepted items are placed in the blue bag or communal bin, they will not be emptied.

**DO NOT** put these items in your blue bag:

- ✗ Shredded paper
- ✗ Wet or soiled paper/card
- ✗ Wrapping paper with foil or glitter
- ✗ Any plastics, cans, glass (these go in the **blue bin**)
- ✗ Disposable vapes

Whether you use a blue bag or a 360 litre bin in your communal area, these containers must only be used for paper and card.

