

# Norton Canes, 2023

Sourced from Office for National Statistics, Census 2021; Staffordshire County Council; Sport England; Public Health England.

## Population

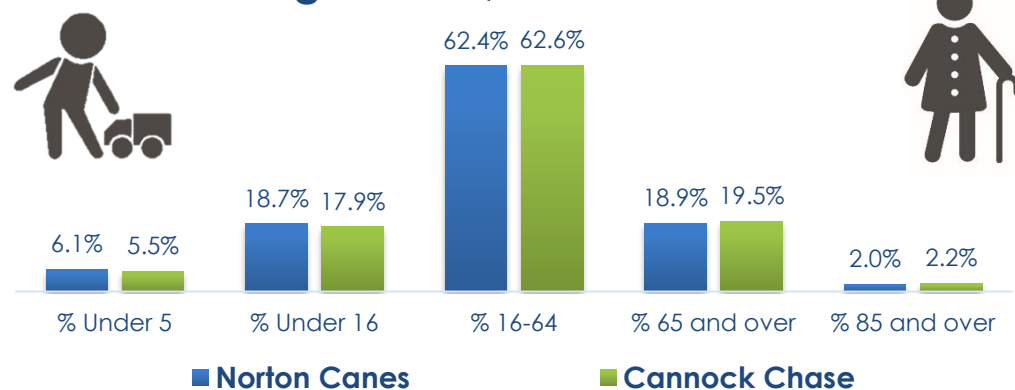


**8,300 residents**  
(rounded Census 2021 estimate)  
**8.3% of District Population**



**3,500 households**  
(rounded Census 2021 estimate)  
**8% of District Households**

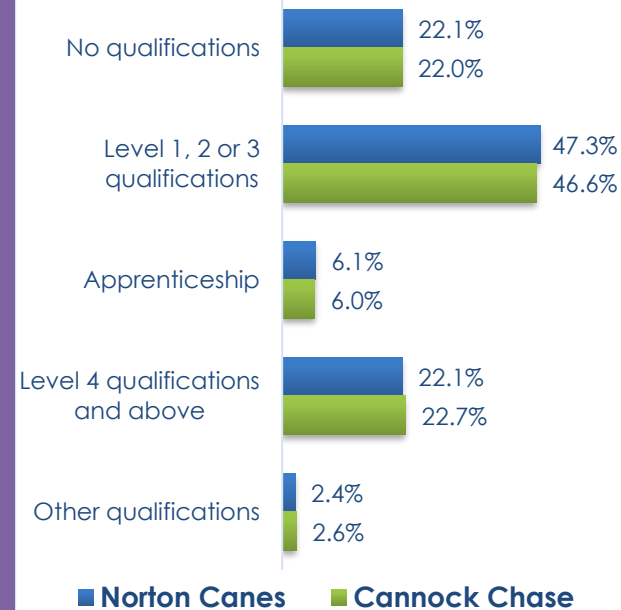
### Age Profile, Census 2021



## Economic Prosperity



### Qualifications, Census 2021



**25%**

Students GCSE Grade 5+ in English and Maths, 2019/2020  
**England 64.6%**

**3.5%**

People aged 16-64 claiming out-of-work benefits, Feb 2023

**Cannock Chase 3.3%**

### Top 3 Occupations, Census 2021

**15.3%**  
Cannock Chase 14.2%

Skilled Trades

**15.1%**  
Cannock Chase 13.7%

Professional Occupations

**11.8%**  
Cannock Chase 11.8%

Associate Professional and Technical Occupations

**68.5%**

Travel to work driving a car or van, 2021  
**Cannock Chase 64%**

## Health & Wellbeing

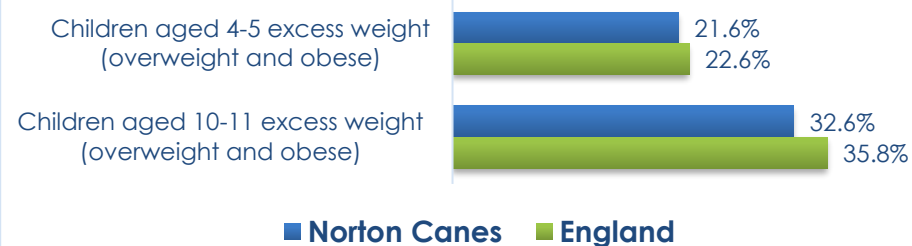


**18.4%**

Identify that their daily lives are limited by physical or mental health conditions

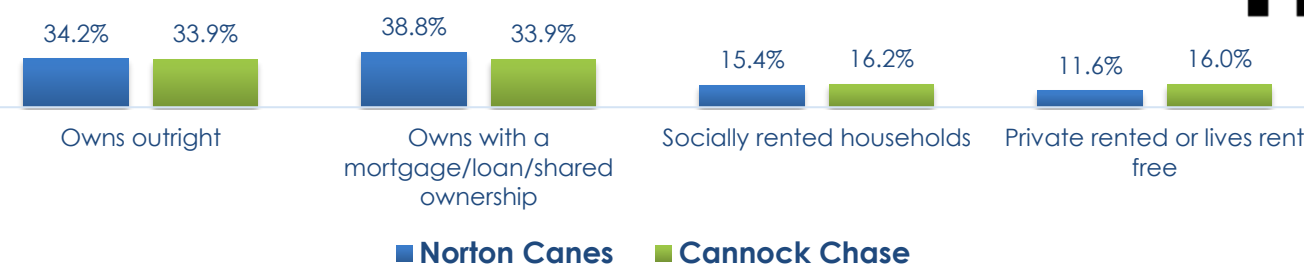
**Cannock Chase 20.2%**

### Child Excess Weight 2019/20-2021/22

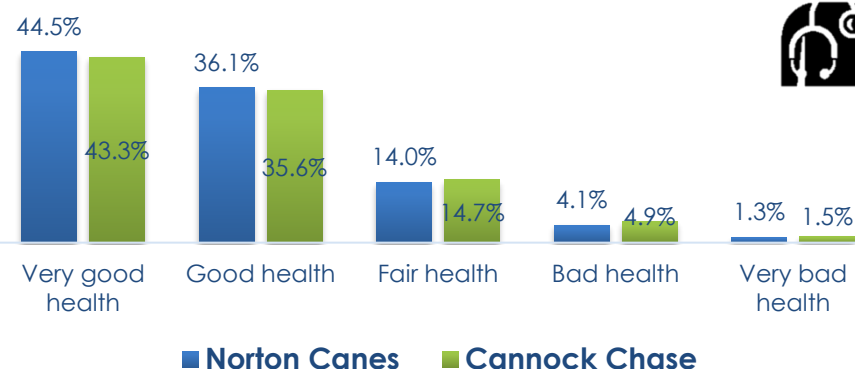


## The Community

### Housing Tenure, Census 2021



### General Health, 2021



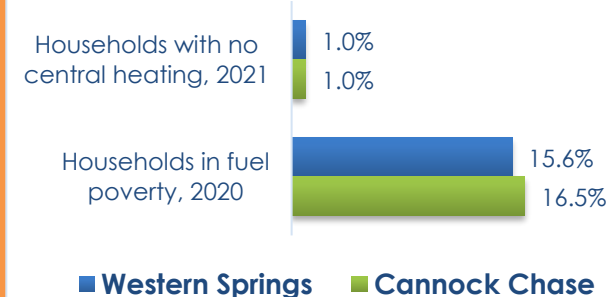
**22.2%**

Children under 16 in relative low-income families 2020/21  
**Cannock Chase 21.7%**

**15.7%**

Older people aged 60 and over living in income deprived households, 2019  
**Cannock Chase 15.3%**

### Fuel Poverty, 2020-2021



**1.6%**

Households with fewer bedrooms than required (overcrowded households), 2021

**Cannock Chase 2.2%**



**10.8%**

Residents aged 5 and over providing unpaid care, 2021

**Cannock Chase 10.4%**